

US04588710G (100506) SEVIN XLR PLUS 2.5 GAL 1/13/11 ETL
colors: cmyk

6.0"



Net Contents:

2.5 Gallons

Carbaryl Insecticide

Intended for Agricultural or Commercial Use

ACTIVE INGREDIENT:

Carbaryl (1-naphthyl N-methylcarbamate) **44.1% by wt.**

INERT INGREDIENTS: **55.9% by wt.**
(Contains 4 Pounds Carbaryl Per Gallon)

EPA Reg. No. 264-333

**KEEP OUT OF REACH OF CHILDREN
CAUTION**

*FOR ADDITIONAL PRECAUTIONARY STATEMENTS:
See Inside Booklet*

For **PRODUCT USE** Information Call
1-866-99BAYER (1-866-992-2937)

For **MEDICAL** And **TRANSPORTATION** Emergencies
ONLY Call 24 Hours A Day 1-800-334-7577

100506G 01/11
US04588710G

6.75"

Produced for:
Bayer CropScience LP
P.O. Box 12014, 2 T.W. Alexander Drive
Research Triangle Park, North Carolina 27709
SEVIN is a registered trademark of Bayer.
©2011 Bayer CropScience



FIRST AID

Carbaryl is an N-Methyl Carbamate Insecticide.

IF SWALLOWED:	<ul style="list-style-type: none"> • Immediately call a poison control center or doctor for treatment advice. • Do not induce vomiting unless told to do so by a poison control center or doctor. • Have person sip a glass of water if able to swallow. • Do not give anything by mouth to an unconscious person.
IF ON SKIN OR CLOTHING:	<ul style="list-style-type: none"> • Take off contaminated clothing. • Rinse skin immediately with plenty of water for 15-20 minutes. • Call a poison control center or doctor for treatment advice.
IF INHALED:	<ul style="list-style-type: none"> • Move person to fresh air. • If person is not breathing, call 911 or an ambulance, then give artificial respiration, preferably mouth-to-mouth if possible. • Call a poison control center or doctor for further treatment advice.
IF IN EYES:	<ul style="list-style-type: none"> • Hold eye open and rinse slowly and gently with water for 15-20 minutes. • Remove contact lenses, if present, after the first 5 minutes, then continue rinsing eye. • Call a poison control center or doctor for treatment advice.

**For MEDICAL Emergencies Call 24 Hours A Day 1-800-334-7577.
Have the product container or label with you when calling a poison control center or doctor or going for treatment.**

NOTE TO PHYSICIAN: Carbaryl is an N-methyl carbamate that inhibits cholinesterase. Drugs like 2-Pam (pyridine-2-aldoxime methiodide) are not recommended. To aid in the confirmation of diagnosis, urine samples should be obtained within 24 hours of exposure and immediately frozen. Analysis will be arranged by Bayer CropScience. Consultation on therapy can be obtained at all hours by calling the appropriate emergency number 1-800-334-7577 (U.S.A.)

PRECAUTIONARY STATEMENTS

HAZARDS TO HUMANS & DOMESTIC ANIMALS

CAUTION

Harmful if swallowed, absorbed through the skin, or inhaled. Avoid breathing spray mist. Avoid contact with eyes, skin or clothing. Wash thoroughly with soap and water after handling and before eating, drinking, chewing gum, using tobacco or using the toilet. Remove and wash contaminated clothing before reuse.

OVEREXPOSURE MAY CAUSE: Salivation, watery eyes, pinpoint eye pupils, blurred vision, muscle tremors, difficult breathing, excessive sweating, abdominal cramps, nausea, vomiting, diarrhea, weakness, headache. **IN SEVERE CASES CONVULSION, UNCONSCIOUSNESS AND RESPIRATORY FAILURE MAY OCCUR. SIGNS AND SYMPTOMS OCCUR RAPIDLY FOLLOWING OVEREXPOSURE TO THIS PRODUCT.**

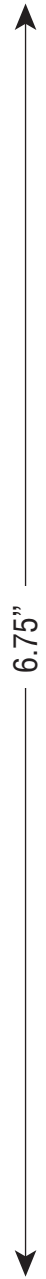
PERSONAL PROTECTIVE EQUIPMENT (PPE):

Some materials that are chemical-resistant to this product are made of any waterproof material. If you want more options, follow the instructions for category A on an EPA chemical resistance category selection chart.

PERSONAL PROTECTIVE EQUIPMENT (PPE)

Handlers applying with open cab airblast equipment at application rates equal to or greater than 5 quarts of SEVIN® brand XLR PLUS Carbaryl Insecticide per acre must wear:

- Coveralls over long-sleeved shirt and long pants
- Chemical-resistant gloves
- Chemical-resistant footwear plus socks



US04588710 (100506) SEVIN XLR PLUS 2.5 GAL ETL

6.0"

- Chemical-resistant headgear, and
- NIOSH-approved dust/mist filtering respirator with NIOSH/MSHA approval number prefix TC-21C or NIOSH-approved respirator with any N, R, P or HE filter.

All other mixers, loaders, applicators, and handlers must wear:

- Long-sleeved shirt and long pants
- Shoes plus socks
- Chemical-resistant gloves, and
- Chemical-resistant apron, when mixing, loading, or cleaning up spills or equipment.

In addition, mixers and loaders supporting aerial or chemigation applications must wear:

- A NIOSH-approved dust/mist filtering respirator with NIOSH/MSHA approval number prefix TC-21C or
- A NIOSH-approved respirator with any N, R, P or HE filter.

See engineering controls for additional requirements and exceptions.

Follow manufacturer's instructions for cleaning and maintaining Personal Protective Equipment (PPE). If no such instructions for washables, use detergent and hot water. Keep and wash PPE separately from other laundry. Discard clothing and other absorbent materials that have been drenched or heavily contaminated with this product's concentrate. Do not reuse them.

ENGINEERING CONTROLS

Pilots must use an enclosed cockpit in a manner that is consistent with the WPS for Agricultural Pesticides [40 CFR 170.240(d)(6)].

Applicators using airblast equipment for application to citrus in California must use an enclosed cab that meets the definition in the Worker Protection Standard for Agricultural Pesticides [40 CFR 170.240(d)(5)] for dermal protection. In addition, such applicators must:

- wear long-sleeve shirt, long pants, shoes, and socks;
- either wear a NIOSH-approved dust/mist filtering respirator with NIOSH/MSHA approval number prefix TC-21C or a NIOSH-approved respirator with any N, R, P or HE filter or use an enclosed cab that is declared in writing by the manufacturer or by a government agency to provide at least as much respiratory protection as this type of respirator;
- be provided, have immediately available for use, and wear in an emergency when they must exit the cab in the treated area coveralls, chemical-resistant gloves, chemical-resistant footwear, and chemical-resistant headgear (if overhead exposure) plus – if not already using one – the respirator specified above—take off any PPE that was worn in the treated area before reentering the cab, and
- store all such PPE in a chemical-resistant container, such as a plastic bag, to prevent contamination of the inside of the cab.

Human flagging is prohibited, except for flagging to support ultra low volume aerial applications for Rangeland Grasshopper and Mormon Cricket Suppression through the Animal and Plant Health Inspection Service (APHIS) Program or affiliated state programs. Flagging to support aerial application for all other use patterns is limited to use of the Global Positioning System (GPS) or mechanical flaggers.

Flaggers supporting ultra low volume aerial applications for Rangeland Grasshopper and Mormon Cricket Suppression through the Animal and Plant Health Inspection Service (APHIS) Program or affiliated state programs must use an enclosed cab that meets the definition in the Worker Protection Standard for Agricultural Pesticides [40 CFR 170.240(d)(5)] for dermal protection. In addition, flaggers must:

- wear long-sleeve shirt, long pants, shoes, and socks,

(continued)

6.75"

US04588710 (100506) SEVIN XLR PLUS 2.5 GAL ETL

← 6.0" →

- either wear a NIOSH-approved dust/mist filtering respirator with NIOSH/MSHA approval number prefix TC-21C or a NIOSH-approved respirator with any N, R, P or HE filter or use an enclosed cab that is declared in writing by the manufacturer or by a government agency to provide at least as much respiratory protection as this type of respirator;
- be provided, have immediately available for use, and wear in an emergency when they must exit the cab in the treated area: chemical-resistant gloves and chemical-resistant headgear, and, if using an enclosed cab that provides respiratory protection, a respirator of the type specified above,
- take off any PPE that was worn in the treated area before reentering the cab, and
- store all such PPE in a chemical-resistant container, such as a plastic bag, to prevent contamination of the inside of the cab.

When applicators use enclosed cabs in a manner that meets the requirements listed in the Worker Protection Standard (WPS) for agricultural pesticides (40 CFR 170.240(d)(5), the handler PPE requirements may be reduced or modified as specified in the WPS.

User Safety Recommendations

Users should wash hands thoroughly with soap and water before eating, drinking, chewing gum, using tobacco, or using the toilet.

Users should remove clothing/PPE immediately if pesticide gets inside. Then wash thoroughly and put on clean clothing.

Users should remove PPE immediately after handling this product. Wash the outside of gloves before removing. As soon as possible, wash thoroughly and change into clean clothing.

ENVIRONMENTAL HAZARDS

This product is extremely toxic to aquatic invertebrates. For terrestrial uses, do not apply directly to water, or to areas where surface water is present or to intertidal areas below the mean high water mark. Discharge from rice fields may kill aquatic and estuarine invertebrates. Do not apply when weather conditions favor drift from area treated. Drift and run-off may kill aquatic invertebrates in water adjacent to treated areas. Do not contaminate water by cleaning equipment or disposal of wastes. Do not contaminate water when disposing of equipment washwaters.

BEE CAUTION: This product is highly toxic to honeybees and other bees exposed to direct treatment or residues on crops or weeds in bloom. This product may show residual toxicity to honeybees, especially in humid climates and under slow drying conditions.

Notifying beekeepers within 1 mile of treatment area at least 48 hours before product is applied will allow them to take additional steps to protect their bees. Limiting application to times when bees are least active, e.g., within 2 hours of sunrise or sunset, will minimize risk to bees.

For crops in bloom (except soybean and corn): Do not apply this product to target crops or weeds in bloom.

For soybean and corn: If application cannot be avoided when target crop or weeds are in bloom, limiting applications to times when bees are least active, e.g. within 2 hours of sunrise or sunset, will minimize risk to bees.

DIRECTIONS FOR USE

It is a violation of Federal law to use this product in a manner inconsistent with its labeling.

Read the entire label before using this product.

Strictly observe label directions and cautions. Do not apply this product in a way that will contact workers or other persons, either directly or through drift. Only protected handlers may be in the area during application. For any requirements specific to your State or Tribe, consult the agency responsible for pesticide regulation.

6.75"

6.0"

6.75"

AGRICULTURAL USE REQUIREMENTS

Use this product only in accordance with its labeling and with the Worker Protection Standard, 40 CFR part 170. This Standard contains requirements for the protection of agricultural workers on farms, forests, nurseries, and greenhouses, and handlers of agricultural pesticides. It contains requirements for training, decontamination, notification, and emergency assistance. It also contains specific instructions and exceptions pertaining to the statements on this label about personal protective equipment (PPE) and restricted-entry interval. The requirements in this box only apply to uses of this product that are covered by the Worker Protection Standard.

Do not enter or allow worker entry into treated areas during the Restricted-entry interval (REI). The REI for carbaryl is 12 hours unless otherwise specified in the directions for use associated with each crop.

PPE required for early entry to treated areas that is permitted under the Worker Protection Standard and that involves contact with anything that has been treated, such as plants, soil, or water is:

- Coveralls over short-sleeve shirt and short-pants,
- Chemical-resistant footwear plus socks,
- Chemical-resistant gloves made of any waterproof material, and
- Chemical-resistant headgear if overhead exposure.

When the Restricted-Entry Interval for a crop is 7 days or longer, you must notify workers of the application by warning them orally and by posting warning signs at entrances to treated area.

NON-AGRICULTURAL USE REQUIREMENTS

The requirements in this box apply to uses of this product that are NOT within the scope of the Worker Protection Standard for agricultural pesticides (40 CFR Part 170). The WPS applies when this product is used to produce agricultural plants on farms, forests, nurseries, or greenhouses.

Do not enter or allow others to enter the treated area until sprays have dried.

STORAGE AND DISPOSAL

Do not contaminate water, food or feed by storage or disposal.

STORAGE

Store unused SEVIN® brand XLR PLUS Carbaryl Insecticide in original container only, in cool, dry area out of reach of children and animals. Do not store in areas where temperatures frequently exceed 100°F.

If container is damaged, before cleaning up, put on Personal Protective Equipment.

PESTICIDE DISPOSAL

Open dumping is prohibited. Wastes resulting from the use of this product may be disposed of on site or at an approved waste disposal facility.

CONTAINER DISPOSAL

Non-refillable container. Do not reuse or refill this container. Triple rinse or pressure rinse container (or equivalent) promptly after emptying.

Containers small enough to shake (equal to or less than 5 gallons)

Triple rinse as follows: Empty the remaining contents into application equipment or a mix tank and drain for 10 seconds after the flow begins to drip. Fill the container 1/4 full with water and recap. Shake for 10 seconds. Pour rinsate into application equipment or a mix tank or store rinsate for later use or disposal. Drain for 10 seconds after the flow begins to drip. Repeat this procedure two more times.

(continued)

US04588710 (100506) SEVIN XLR PLUS 2.5 GAL ETL

← 6.0" →

Pressure rinse as follows: Empty the remaining contents into application equipment or a mix tank and continue to drain for 10 seconds after the flow begins to drip. Hold container upside down over application equipment or mix tank or collect rinsate for later use or disposal. Insert pressure rinsing nozzle in the side of the container, and rinse at about 40 PSI for at least 30 seconds. Drain for 10 seconds after the flow begins to drip.

Once container is rinsed, offer for recycling, if available. If not recycled, then puncture and dispose of in a sanitary landfill or by incineration, or, if allowed by State and local authorities, by burning. If burned, stay out of smoke.

Containers that are too large to shake (i.e., with capacities greater than 5 gallons) - Refer to Bottom Discharge IBC or Top Discharge IBC, Drums, Kegs information as follows.

Bottom Discharge IBC (e.g. – Schuetz Caged IBC or Snyder Square Stackable)

Pressure rinsing the container before final disposal is the responsibility of the person disposing of the container. To pressure rinse the container before final disposal, empty the remaining contents from the IBC into application equipment or mix tank. Raise the bottom of the IBC by 1.5 inch on the side which is opposite of the bottom discharge valve to promote more complete product removal. Completely remove the top lid of the IBC. Use water pressurized to at least 40 PSI to rinse all interior portions. Continuously pump or drain rinsate into application equipment or rinsate collection system while pressure rinsing. Continue pressure rinsing for 2 minutes or until rinsate becomes clear. Replace the lid and close bottom valve.

Top Discharge IBC, Drums, Kegs (e.g.– Snyder 120 Next Gen, Bonar B120, Drums, Kegs).

Triple rinsing the container before final disposal is the responsibility of the person disposing of the container. To triple rinse the container before final disposal, empty the remaining contents from this container into application equipment or mix tank. Fill the container at least 10 percent full with water. Agitate vigorously or recirculate water with the pump for 2 minutes. Rinse all interior surfaces. Pour or pump rinsate into application equipment or rinsate collection system. Repeat this procedure two more times.

Once container is rinsed, offer for recycling if available or puncture and dispose of in a sanitary landfill or by incineration.

INFORMATION AND RESTRICTIONS

SEVIN® brand XLR PLUS Carbaryl Insecticide is a suspension of microfine SEVIN® brand carbaryl insecticide in an aqueous medium. It readily disperses in water to form a spray which may be applied by air or ground.

PLANT RESPONSE PRECAUTIONS

Application to wet foliage or during periods of high humidity may cause injury to tender foliage.

Do not use on Boston Ivy, Virginia creeper and maidenhair fern as injury may result. Carbaryl may also injure Virginia and sand pines.

The use of adjuvants may increase the potential for crop injury to sensitive crops.

PREHARVEST AND GRAZING RESTRICTIONS AND LIMITATIONS

For all listed crops and uses, do not apply at greater rates or at more frequent intervals than stated on the label. If forage is grazed or used as feed for dairy and meat animals, follow all use restrictions in order to avoid illegal residues in crops, meat or milk.

Do not use reclaimed irrigation water from crops treated with carbaryl on crops for which carbaryl tolerances are not established.

APPLICATION INFORMATION

Calibrate and adjust application equipment to insure proper rate and accurate placement. To clean spray system after use, drain and flush with a water and detergent mixture. Rinse thoroughly with clean water. Refer to the Storage and Disposal section for disposal instructions.

NOTE: Staining may occur on certain surfaces such as stucco, brick, cinder block, and wood. Spray deposits on painted or stained surfaces or finishes (i.e., cars, houses, trailers, boats, etc.) should be immediately removed by washing to prevent discoloration. Avoid applications to surfaces where visible spray residues are objectionable. For outdoor use only.

6.75"

6.0"

6.75"

RESISTANT SPECIES NOTICE

All references to armyworm on the crops listed below refer to the species, *Pseudaletia unipuncta*, often called the "true armyworm". Except where indicated otherwise, this product is not registered for other armyworm species. Regional differences have been noted in the susceptibility of certain strains of fall armyworm, diamondback moth, Colorado potato beetle and Southern green stink bug to carbaryl. If local experience indicates inadequate product performance, use an alternative pesticide.

MIXING, LOADING AND HANDLING INSTRUCTIONS

TO ASSURE A UNIFORM SUSPENSION, AGITATE, STIR OR RECIRCULATE ALL CONTAINERS OF THIS PRODUCT PRIOR TO USE. Remove oil, rust, scale, pesticide residues and other foreign matter from mix tanks and entire spray system. Flush with clean water. Fill spray or mix tank with 1/2 to 3/4 the desired amount of water. Start mechanical or hydraulic agitation. Slowly add the required amount of SEVIN® brand XLR PLUS Carbaryl Insecticide, and then the remaining volume of water. Include rinse water from container. Prepare only as much spray mixture as can be applied on the day of mixing. MAINTAIN CONTINUOUS AGITATION DURING MIXING AND APPLICATION TO ASSURE A UNIFORM SUSPENSION. DO NOT STORE SPRAY MIXTURE FOR PROLONGED PERIODS OR DEGRADATION OF CARBARYL MAY OCCUR. Local water conditions may also accelerate the degradation of spray mixtures containing carbaryl. See COMPATIBILITY STATEMENT below.

COMPATIBILITY INFORMATION

SEVIN brand XLR PLUS Carbaryl Insecticide, when diluted with at least an equal volume of water, is compatible with a wide range of pesticides. It is not compatible with diesel fuel, kerosene, fuel oil or aromatic solvents. If compatibility with another product and the resulting crop response is unknown, the mixture should be tested on a small scale. Curdling, precipitation, greasing, layer formation or increased viscosity are symptoms of incompatibility. Incompatibility will reduce product performance and may cause application and handling difficulties or plant injury. Observe all cautions and limitations on labeling of all products used in mixtures. WHEN PREPARING COMBINATION SPRAYS, FIRST ADD SEVIN BRAND XLR PLUS CARBARYL INSECTICIDE TO AT LEAST AN EQUAL VOLUME OF WATER, MIX THOROUGHLY, AND THEN ADD COMBINATION PRODUCTS TO THE MIXTURE. DO NOT APPLY TANK MIX COMBINATIONS UNLESS YOUR PREVIOUS EXPERIENCE INDICATES THE MIXTURE IS EFFECTIVE AND WILL NOT RESULT IN APPLICATION PROBLEMS OR PLANT INJURY.

Carbaryl is unstable under highly alkaline conditions and mixtures with strong bases, such as Bordeaux, lime-sulfur and casein-lime spreaders, will result in chemical degradation of the insecticide. Do not use this product in water with pH values above 8.0 unless a buffer is added. If necessary, water should be buffered to neutral (pH = 7.0) before adding this product to the spray tank. Overhead irrigation with alkaline or muddy water after application will also accelerate chemical degradation and may result in reduced product performance.

APPLICATION PROCEDURES

On all crops use sufficient gallonage to obtain thorough and uniform coverage. Observe crop label instructions for specific directions regarding spray volume where they occur. Calibrate spray equipment to deliver the required volume. The flow rate of this product diluted 1:1 with water is similar to water. Use of 50 mesh slotted strainers in spray system and 25 mesh slotted strainers behind nozzles is recommended.

WASHOFF RESISTANCE AND COVERAGE

Dilution of 1 volume of SEVIN brand XLR PLUS Carbaryl Insecticide with 1 volume of water provided maximum resistance to washoff by rainfall or overhead irrigation. Dilutions higher than 1 part SEVIN brand XLR PLUS Carbaryl Insecticide to 39 parts water (1:39) are not recommended when washoff resistance is desired.

To achieve washoff resistance, SEVIN brand XLR PLUS Carbaryl Insecticide must be diluted as stated above, and droplets must dry on the foliage. When atmospheric humidity is low, a drying time of at least two hours is generally adequate. Under high humidity a longer drying time is required. Washoff resistance cannot be expected if this product is applied to wet foliage and has not thoroughly dried prior to rainfall or overhead irrigation.

(continued)

US04588710 (100506) SEVIN XLR PLUS 2.5 GAL ETL

← 6.0" →

On all crops, use sufficient spray volume to obtain thorough coverage. The best product performance under certain crop, pest or climatic conditions may require spray gallonages higher than the 1:39 dilution. For example, in hot, arid weather (low humidity), higher spray gallonage per acre may be required to compensate for loss from evaporation and insure thorough coverage. The total spray volume required for effective product performance can best be determined by previous experience, pest and crop conditions and local recommendations.

GROUND APPLICATION

Apply in sufficient volume for adequate coverage on all crops and sites.

AERIAL APPLICATION

For adequate distribution, use at least 10 gallons of spray mixture per acre for application for tree and orchard crops or at least 2 gallons of spray mixture per acre for application to other crops. **EXCEPTION:** For the use of SEVIN brand XLR Plus Carbaryl Insecticide on rangeland as a pest management approach for grasshoppers under the Reduced Area and Agent Treatments (RAATs) program only, use at least 16 ounces of finished spray mixture per acre for aerial application.

SPRINKLER IRRIGATION SYSTEMS

Apply this product only through sprinkler irrigation systems including center pivot and solid set. Do not apply this product through any other type of irrigation system.

SPRAY PREPARATION: First prepare a suspension of SEVIN brand XLR PLUS Carbaryl Insecticide in a mix tank. Fill tank with 1/2 to 3/4 the desired amount of water. Start mechanical or hydraulic agitation. Add the required amount of SEVIN brand XLR PLUS Carbaryl Insecticide, and then the remaining volume of water. (Suspension concentrations using the appropriate dosage per acre recommended on this label of SEVIN brand XLR PLUS Carbaryl Insecticide, per 1 to 4 gallons of water are recommended). Then set sprinkler to deliver 0.1 to 0.3 inch of water per acre. Start sprinkler and uniformly inject the suspension of SEVIN brand XLR PLUS Carbaryl Insecticide into the irrigation water line so as to deliver the desired rate per acre. The suspension of SEVIN brand XLR PLUS Carbaryl Insecticide should be injected with a positive displacement pump into the main line ahead of a right angle turn to insure adequate mixing. If you should have any other questions about calibration, you should contact State Extension Service specialists, equipment manufacturers or other experts.

NOTE: When treatment with SEVIN brand XLR PLUS Carbaryl Insecticide has been completed, further field irrigation over the treated area should be avoided for 24 to 48 hours to prevent washing the chemical off the crop.

APPLICATIONS THROUGH SPRINKLER IRRIGATION SYSTEMS

Maintain continuous agitation in mix tank during mixing and application to assure a uniform suspension.

Greater accuracy in calibration and distribution will be achieved by injecting a larger volume of a more dilute solution per unit time.

The system must contain a functional check valve, vacuum relief valve, and low pressure drain appropriately located on the irrigation pipeline to prevent water source contamination from backflow. The pesticide injection pipeline must contain a functional, automatic, quick-closing check valve to prevent the flow of fluid back toward the injection pump. The pesticide injection pipeline must also contain a functional, normally closed solenoid-operated valve located on the intake side of the injection pump and connected to the system interlock to prevent fluid from being withdrawn from the supply tank when the irrigation system is either automatically or manually shutdown. The system must contain functional interlocking controls to automatically shut off the pesticide injection pump when the water pump motor stops. The irrigation line or water pump must include a functional pressure switch which will stop the water pump motor when the water pressure decreases to the point where pesticide distribution is adversely affected. Systems must use a metering pump, such as a positive displacement injection pump (e.g., diaphragm pump) effectively designed and constructed of materials that are compatible with pesticides and capable of being fitted with a system interlock.

(continued)

6.75"

US04588710 (100506) SEVIN XLR PLUS 2.5 GAL ETL

← 6.0" →

Do not apply when wind speed favors drift beyond the area intended for treatment, when system connection or fittings leak, when nozzles do not provide uniform distribution or when lines containing the product must be dismantled and drained.

Crop injury, lack of effectiveness, or illegal pesticide residues in the crop may result from nonuniform distribution of treated water.

Allow sufficient time for pesticide to be flushed through all lines and all nozzles before turning off irrigation water. A person knowledgeable of the chemigation system and responsible for its operation shall shut the system down and make necessary adjustments should the need arise.

Do not connect an irrigation system (including greenhouse systems) used for pesticide application to a public water system unless the label-prescribed safety devices for public water supplies are in place.

SPECIFIC USE DIRECTIONS

USE SITES:

Asparagus

Brassica Leafy Vegetables and Turnip Greens

Cereal Grain Crops (Field and Pop Corn; Grain Sorghum; Rice; Sweet Corn)

Cucurbit Vegetables

Flax

Forage Crops (Alfalfa, Clovers, Birdsfoot Trefoil; Pasture and Grasses Grown for Hay and/or Seed; Rangeland)

Fruiting Vegetables

Leafy Vegetables (Dandelion, Endive, Lettuce, Parsley, Spinach; Leaf Petiole Subgroup 4B)

Legume Vegetables (Edible-Podded Legume Vegetables; Dried Shelled Peas and Beans (except Soybean); Soybeans; Foliage of Legume Vegetables)

Noncropland (Conservation Reserve Program; Set-Aside Program Acreage; Wasteland; Rights-of-Way; Hedgerows; Ditchbanks; Roadsides)

Okra

Peanuts

Prickly Pear Cactus

Root and Tuber Crops (Root and Tuber Crops except Sugar Beets and Sweet Potatoes; Sugar Beets; Sweet Potatoes)

Small Fruits and Berries (Bushberries, Caneberries, Cranberries, Grapes, Strawberries)

Sunflower

Tobacco

Tree Fruit Crops (Citrus Fruits; Olives; Pome Fruits; Stone Fruits)

Tree Nut Crops (Pistachios; Tree Nuts)

Forested Areas and Rangeland Trees

Specific Pests Across Multiple Sites

Grasshoppers

Ticks which Vector Lyme Disease

Imported Fire Ants

APPLICATION TIMING AND DIRECTIONS

Begin application when insect populations reach recognized economic threshold levels. Consult the Cooperative Extension Service, Consultants, or other qualified authorities to determine appropriate threshold levels and timing for treatment in your area. Where a dosage range is indicated, use the lower rate on light to moderate infestations, young plants and early instars and use the higher rate on heavy infestations, mature plants, advanced instars and adults. Thorough and uniform spray coverage is essential for effective product performance.

6.75"



ASPARAGUS

PEST	QUARTS OF THIS PRODUCT PER ACRE	SPECIFIC DIRECTIONS
Apache cicada Asparagus beetle	1	Repeat applications as necessary up to a total of 3 times prior to harvest or a total of 5 applications per year to spears and ferns combined. Do not apply more than once every 3 days. For cutworm, this product is most effective against species which feed on the upper portions of the plant.
Cutworms	2	Application to ferns or brush growth following harvest of spears: Repeat applications as necessary but not more often than every 3 days. Do not make more than a total of 5 applications per year to spears and ferns combined.

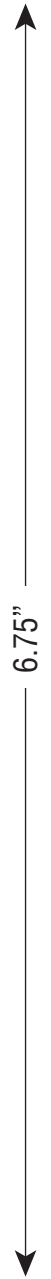
RESTRICTIONS: ASPARAGUS

- Do not apply within 1 day of harvest.
- Do not apply more than a total of 3 quarts per acre per year before harvest of spears.
- Do not apply more than a total of 5 quarts per acre per year.
- **BEE CAUTION**
Do not apply this product to target crops or weeds in bloom.

BRASSICA LEAFY VEGETABLES CROPS AND TURNIP GREENS

All members of the Brassica Leafy Vegetable Group 5, plus Turnip greens, including: Broccoli, Broccoli raab (rapini), Brussels sprouts, Cabbage, Cauliflower, Cavalo broccolo, Chinese broccoli (gai lon), Chinese cabbage (bok choy), Chinese cabbage (napa), Chinese mustard cabbage (gai choy), Collards, Kale, Kohlrabi, Mizuna, Mustard greens, Mustard spinach, Rape greens, Turnip greens

PEST	QUARTS OF THIS PRODUCT PER ACRE	SPECIFIC DIRECTIONS
Flea beetles Harlequin bug Leafhoppers	1/2 to 1	Repeat applications as needed up to a total of 4 times per year but not more often than once every 7 days.
Armyworm Aster leafhopper Corn earworm Diamondback moth Fall armyworm Imported cabbageworm	Lygus bugs Spittle bugs Stink bugs Tarnished plant bug	1 to 2





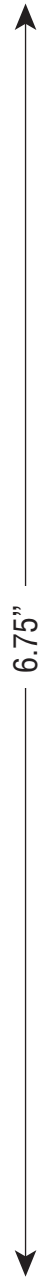
RESTRICTIONS: BRASSICA LEAFY VEGETABLES

- For Head and Stem Brassica subgroup 5A [including Broccoli, Chinese broccoli (*gai lon*), Brussels sprouts, Cabbage, Chinese cabbage (*napa*), Chinese mustard cabbage (*gai choy*), Cauliflower, Cavalo broccolo, and Kohlrabi], do not apply within 3 days of harvest.
- For Leafy Brassica Greens subgroup 5B [Broccoli raab (*rapini*), Chinese cabbage (*bok choy*), Collards, Kale, Mizuna, Mustard greens, Mustard spinach, Rape greens, and Turnip greens], do not apply within 14 days of harvest.
- Do not apply more than a total of 6 quarts per acre per crop per year.
- Application is permitted only within 30 days from the date of crop emergence or the date of transplanting.
- **BEE CAUTION**
Do not apply this product to target crops or weeds in bloom.

**CEREAL GRAIN CROPS
FIELD CORN AND POPCORN**

PEST	QUARTS OF THIS PRODUCT PER ACRE	SPECIFIC DIRECTIONS
Armyworm Chinch bugs Corn earworm Corn rootworm adults Fall armyworm Flea beetles	Japanese beetle Sap beetles Southwestern corn borer Leafhoppers	1 to 2 OBSERVE BEE CAUTION. Repeat applications as needed up to a total of 4 times per year but not more often than once every 14 days. Good timing and good coverage are essential for effective product performance.
European corn borer	1 1/2 to 2	For best results on chinch bug, use ground equipment to apply at least 20 gallons of water per acre and direct spray toward stalk to provide thorough coverage.
Western bean cutworm	Cutworms 2	For best results on European corn borer, do not apply in less than 3 gallons of water per acre by air and 15 gallons of water by ground. For western bean cutworm, treat when infestation averages 15% and at 90 to 100% tassel emergence. Treatment after 100% silk emergence will reduce effectiveness. For best results on cutworm, apply in a 12-inch band, over the row, using sufficient volume of water to obtain thorough coverage. For broadcast application, use at least 20 gallons by ground or 5 gallons by air per acre. For cutworm, this product is most effective against species which feed on the upper portions of the plant.

(continued)



US04588710 (100506) SEVIN XLR PLUS 2.5 GAL ETL

← 6.0" →

RESTRICTIONS: FIELD AND POP CORN

- Do not apply within 48 days of harvest of grain and fodder or within 14 days of harvest or grazing of forage or silage.
- Do not apply more than a total of 8 quarts per acre per crop per year.
- Hand harvesting is prohibited.
- Restricted-entry interval (REI) = 24 hours
EXCEPTION: the REI is 21 days for workers detasseling corn.

• BEE CAUTION

For corn: If application cannot be avoided when target crop or weeds are in bloom, limiting applications to times when bees are least active, e.g. within 2 hours of sunrise or sunset, will minimize risk to bees. Notifying beekeepers within 1 mile of treatment area at least 48 hours before product is applied will allow them to take additional steps to protect their bees.

GRAIN SORGHUM

PEST		QUARTS OF THIS PRODUCT PER ACRE	SPECIFIC DIRECTIONS
Armyworm	Fall armyworm	1 to 2	Repeat applications as necessary up to a total of 4 times per year but not more often than once every 7 days. Direct spray into forming heads for best results on insects attacking heads.
Chinch bugs	Stink bugs		
Corn earworm	Webworms		
Southwestern corn borer		1 1/2	For best results on chinch bug, use high gallonage ground application at the base of plants.
Cutworms		2	For cutworm, this product is most effective against species which feed on the upper portions of the plant.

RESTRICTIONS: GRAIN SORGHUM

- Do not apply within 21 days of harvest for grain or fodder or within 14 days of harvest or grazing of forage or silage.
- Do not apply more than a total of 6 quarts per acre per crop per year.
- **BEE CAUTION**
Do not apply this product to target crops or weeds in bloom.

↑ 6.75" ↓

US04588710 (100506) SEVIN XLR PLUS 2.5 GAL ETL

← 6.0" →

RICE

PEST	QUARTS OF THIS PRODUCT PER ACRE	SPECIFIC DIRECTIONS
Armyworm Chinch bugs Fall armyworm	1 to 1 1/2	Up to 2 applications per crop per year may be made but not more often than once every 7 days.
Tadpole shrimp	1 1/2	California only Up to 2 applications per crop per year may be made but not more often than once every 7 days. For best results on tadpole shrimp, apply to water when pest first appears.

RESTRICTIONS: RICE

- Do not apply within 14 days of harvest for grain or straw.
- Do not apply more than a total of 3 quarts per acre per crop per year.
- Discharge from treated rice fields may kill shrimp, crabs, and crayfish.
- Do not apply propanil herbicides within 15 days before or after application of this product or plant injury will result.
- **BEE CAUTION**
Do not apply this product to target crops or weeds in bloom.

SWEET CORN

PEST	QUARTS OF THIS PRODUCT PER ACRE	SPECIFIC DIRECTIONS
Armyworm Chinch bugs Corn earworm Corn rootworm adults Fall armyworm Flea beetles	1 to 2	OBSERVE BEE CAUTION Repeat applications as necessary up to a total of 8 times per year but not more often than once every 3 days. Good timing and good coverage are essential for effective product performance
European corn borer	1 1/2 to 2	For insects attacking silks and ears, insecticide sprays should be applied starting when first silks appear and continuing until silks begin to dry. During silking, the minimum retreatment interval (3 days) may not provide adequate levels of protection under conditions of rapid growth or severe pest pressure. The use of an alternative product should be considered in conjunction with this product. For best results on chinch bug, use ground equipment to apply at least 20 gallons of water per acre and direct spray toward stalk to provide thorough coverage.

6.75"

← 6.0" →

SWEET CORN (continued)

PEST	QUARTS OF THIS PRODUCT PER ACRE	SPECIFIC DIRECTIONS
Western bean cutworm Cutworms	2	<p>For best results on European corn borer, do not apply in less than 3 gallons of water per acre by air and 15 gallons of water by ground.</p> <p>For western bean cutworm, treat when infestation average 15% and at 90 to 100% tassel emergence. Treatment after 100% silk emergence will reduce effectiveness.</p> <p>For best results on cutworm, apply in a 12-inch band, over the row, using sufficient volume of water to obtain thorough coverage.</p> <p>For broadcast application, use at least 20 gallons by ground or 5 gallons by air per acre.</p> <p>For cutworm, this product is most effective against species which feed on the upper portions of the plant.</p>

RESTRICTIONS: SWEET CORN

- Do not apply within 2 days of harvest of ears, within 14 days of harvest or grazing of forage, or within 48 days of harvest of fodder.
- Do not apply more than a total of 16 quarts per acre per crop per year.
- Hand harvesting is prohibited.
- Restricted-entry interval (REI) = 24 hours
- EXCEPTION: the REI is 21 days for workers detasseling corn.

• BEE CAUTION

For corn: If application cannot be avoided when target crop or weeds are in bloom, limiting applications to times when bees are least active, e.g. within 2 hours of sunrise or sunset, will minimize risk to bees. Notifying beekeepers within 1 mile of treatment area at least 48 hours before product is applied will allow them to take additional steps to protect their bees.

↑ 6.75" ↓



CUCURBIT VEGETABLES

All members of the Cucurbit Vegetable Group 9 including: Chayote (fruit), Chinese waxgourd (Chinese preserving melon), Citron melon, Cucumber, Gherkin, Gourd (edible, includes hyotan, cucuzza, hechima, Chinese okra), *Momordica* spp. (includes balsam apple, balsam pear, bitter melon, Chinese cucumber), Muskmelon (hybrids and/or cultivars of *Cucumis melo* including true cantaloupe, cantaloupe, casaba, Crenshaw melon, golden pershaw melon, honeydew melon, honey balls, mango melon, Persian melon, pineapple melon, Santa Claus melon, snake melon), Pumpkin, Squash (includes summer squash types such as: crookneck squash, scallop squash, straightneck squash, vegetable marrow, zucchini, and winter squash types such as acorn squash, butternut squash, calabaza, cushaw, Hubbard squash, spaghetti squash), Watermelon (includes hybrids and/or varieties of *Citrullus lanatus*).

PEST	QUARTS OF THIS PRODUCT PER ACRE	SPECIFIC DIRECTIONS
Pickleworm Melonworm	1/2 to 1	Repeat applications as necessary up to a total of 6 times per year but not more often than once every 7 days. For best results on squash bugs, apply sufficient spray volume for thorough coverage and time sprays for early morning or late afternoon.
Cucumber beetles Flea beetles Leafhoppers Squash bugs	1	

RESTRICTIONS: CUCURBIT VEGETABLES

- Do not apply within 3 days of harvest.
- Do not apply more than a total of 6 quarts per acre per crop per year.
- Observe plant response precautions.

• BEE CAUTION

Do not apply this product to target crops or weeds in bloom.

FLAX

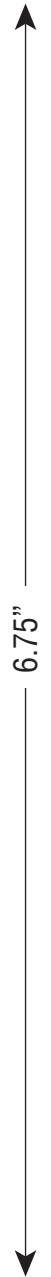
PEST	QUARTS OF THIS PRODUCT PER ACRE	SPECIFIC DIRECTIONS
Armyworm	1 to 1 1/2	Up to 2 applications per crop per year may be made but not more often than once every 14 days.

RESTRICTIONS: FLAX

- DO NOT USE IN CALIFORNIA.
- Do not apply within 42 days of harvest for seed or straw.
- Do not apply more than a total of 3 quarts per acre per crop per year.

• BEE CAUTION

Do not apply this product to target crops or weeds in bloom.



← 6.0" →

**FORAGE CROPS
ALFALFA, CLOVERS, AND BIRDSFOOT TREFOIL**

PEST	QUARTS OF THIS PRODUCT PER ACRE	SPECIFIC DIRECTIONS
Blister beetles Mexican bean beetle	1/2 to 1	OBSERVE BEE CAUTION. Observe plant response precautions.
Alfalfa caterpillar Bean leaf beetle Cucumber beetles Green cloverworm Japanese beetle Leafhoppers	1	On dense growth, use 25 to 40 gallons of water per acre with ground equipment to ensure adequate coverage. For alfalfa weevil larvae, if pretreatment damage is extensive, cut alfalfa and treat the stubble. This product is not effective against adult alfalfa weevils.
Alfalfa blotch leafminer Armyworm Cloverhead weevil Corn earworm Cutworms Egyptian alfalfa weevil larvae Essex skipper	1 to 1 1/2	For cutworm, this product is most effective against species which feed on the upper portions of the plant.
European alfalfa beetle Fall armyworm Lygus bugs Stink bugs Webworms Yellow striped armyworm	1 to 1 1/2	
Alfalfa weevil larvae (west of the Rocky Mountains)	1 to 1 1/2	
Alfalfa weevil larvae (east of the Rocky Mountains)	1 1/2	

↑ 6.75" ↓

RESTRICTIONS: FORAGE CROPS

- Do not apply more than once per cutting per year.
- Do not apply within 7 days of harvest or grazing.
- Do not exceed 1.5 quarts per acre per cutting.
- Carbaryl may cause a temporary bleaching of tender alfalfa foliage.
- **BEE CAUTION**
Do not apply this product to target crops or weeds in bloom.

← 6.0" →

PASTURE AND GRASSES GROWN FOR HAY AND/OR SEED

PEST		QUARTS OF THIS PRODUCT PER ACRE	SPECIFIC DIRECTIONS
Armyworm Cereal rust mite Chinch bugs Essex skipper Fall armyworm	Striped grass looper Thrips Range caterpillar Range crane fly	1 to 1 1/2	Up to 2 applications per year may be made but not more often than once every 14 days. To kill thrips in grasses grown for hay or seed, use high spray pressure to improve penetration into boot.
Ticks*		1	Accurately mark swaths to avoid over-application. *Will kill only ticks present at the time of application and directly contacted by product.

RESTRICTIONS: PASTURE AND GRASSES GROWN FOR HAY AND/OR SEED

- Do not apply within 14 days of harvest or grazing.
- Do not exceed a total of 3 quarts per acre per year.
- **BEE CAUTION**
Do not apply this product to target crops or weeds in bloom.

↑ 6.75" ↓

US04588710 (100506) SEVIN XLR PLUS 2.5 GAL ETL

← 6.0" →

6.75"

RANGELAND

PEST	QUARTS OF THIS PRODUCT PER ACRE	SPECIFIC DIRECTIONS
Black grass bug Range crane fly Range caterpillar	1/2 to 1	Do not make more than 1 application per year. Accurately mark swaths to avoid over-application.
Grasshoppers* Mormon cricket	1/2	Aerial application is allowed only through USDA APHIS and affiliated state grasshopper and Mormon Cricket suppression programs. Reduced Area and Agent Treatment (RAATs) is required. See the following web site for details – www.sidney.ars.usda.gov/Research/lockwood.htm .
Ticks**	1	** Will kill only ticks present at the time of application and directly contacted by product.

RESTRICTIONS: RANGELAND

- May be harvested or grazed the same day as treatment.
- Do not apply more than 1 quart per acre per year.

• BEE CAUTION

Do not apply this product to target crops or weeds in bloom.

***REDUCED AREA AND AGENT TREATMENTS (RAATs) †**

The RAATs approach takes advantage of grasshopper movement to allow SEVIN brand XLR Plus Carbaryl Insecticide to be applied at reduced rates on a reduced treated area while maintaining acceptable protection against grasshopper. Under this program, SEVIN brand XLR Plus Carbaryl Insecticide may be applied to as little as 50% of the infested area (treating a 100 ft swath, skipping a 100 ft swath), up to 100% of infested area. The amount of area treated will depend on grasshopper age, density and plant canopy. By leaving untreated swaths, the RAATs program provides reserves for natural biological control agents. This strategy fully utilizes an Integrated Pest Management approach for grasshopper.

Apply 8 ounces to 16 ounces by air or ground on 50 – 100% of infested area for grasshopper nymphs between the 2nd and 5th instar. The rate to use per acre will depend on grasshopper age, population density and plant canopy. Use the higher rates on more mature grasshoppers, severe infestations and dense vegetation. Use the lower rates on younger grasshoppers, light to moderate infestations and sparse vegetation. **Consult with the local grasshopper control experts in your area for the proper rate and swath width to use under your conditions.** Computer software packages such as HOPPER (USDA) and CARMA (University of Wyoming) are available to assist in grasshopper management decisions.

The best spray gallonage will depend on the plant canopy (foliage density), air temperature and wind speed. Under favorable application conditions (sparse vegetation, low air temperatures and 0 – 5 mph wind speed), use 16 ounces to 2 gallons of finished spray per acre. This product cannot be applied in a concentration greater than 1 part SEVIN brand XLR PLUS Carbaryl Insecticide to 1 part water. **Under adverse conditions (dense vegetation, high temperatures and low humidity) higher spray gallonage per acre may be required to compensate for loss from evaporation and ensure thorough coverage.**

NOTE: The use of SEVIN brand XLR Plus Carbaryl Insecticide under the RAATs program is meant to provide ranchers with an economic and environmentally sound means to reduce grasshopper competition on their rangeland. RAATs program results indicate that this reduction in grasshopper competition for range forage provides economic protection against most species under most conditions. However, if a higher level of protection is required, refer to the SEVIN brand XLR PLUS Carbaryl Insecticide label for specific recommendations.

† Not Registered for Use in California.



FRUITING VEGETABLES

All members of the Fruiting Vegetable Group 8 including: Eggplant, Groundcherry, Pepinos, Pepper (includes: bell pepper, chili pepper, cooking pepper, pimento, sweet pepper), Tomatillo, Tomato.

PEST		QUARTS OF THIS PRODUCT PER ACRE	SPECIFIC DIRECTIONS
Colorado potato beetle	Tarnished plant bug	1 to 2	Repeat applications as necessary up to a total of 7 times per year but not more often than once every 7 days. Thorough coverage is essential to effectively suppress stink bugs. When disease transmission is suspected, monitor fields following application and retreat if reinfestation occurs but not more often than once every 7 days.
	Thrips (suppression)		
European corn borer	Tomato fruitworm		
Fall armyworm	Tomato hornworm		
Lace bugs	Tomato pinworm		
Stink bugs (suppression)			
Flea beetles	Leafhoppers	1/2 to 1	
Cutworms		2	For cutworm, this product is most effective against species which feed on the upper portions of the plant.

RESTRICTIONS: FRUITING VEGETABLES

- Do not apply within 3 days of harvest.
- Do not apply more than a total of 8 quarts per crop per year.
- **BEE CAUTION**
Do not apply this product to target crops or weeds in bloom.

LEAFY VEGETABLES

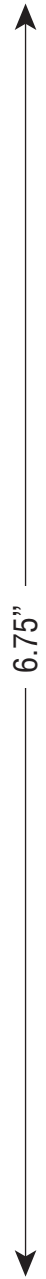
Dandelion; Endive (escarole); Lettuce (head and leaf); Parsley; Spinach;

All members of the Leaf Petiole Vegetable Subgroup 4B including: Cardoon, Celery, Celtuce, Chinese celery, Florence fennel (including sweet anise, sweet fennel, Finocchio), Rhubarb, Swiss chard.

PEST		QUARTS OF THIS PRODUCT PER ACRE	SPECIFIC DIRECTIONS
Flea beetles	Leafhoppers	1/2 to 1	Repeat applications as necessary up to a total of 5 times per year but not more often than once every 7 days.
Harlequin bug			
Armyworm	Lygus bugs	1 to 2	
Aster leafhopper	Spittlebugs		
Corn earworm	Stink bugs		
Fall armyworm	Tarnished plant bug		
Imported cabbageworm			

RESTRICTIONS: LEAFY VEGETABLES

- Do not apply within 14 days of harvest.
- Do not apply more than a total of 6 quarts per acre per crop per year.
- **BEE CAUTION**
Do not apply this product to target crops or weeds in bloom.





LEGUME VEGETABLES

All members of the Edible Podded Legume Vegetable Subgroup 6A including: Phaseolus sp. including runner bean, snap bean, and wax bean; Vigna sp. including asparagus bean, Chinese longbean, moth bean, and yardlong bean; Pisum sp. including dwarf pea, edible-pod pea, snow pea, sugar snap pea; Jackbean; Pigeon pea; Soybean (immature seed); Sword bean;

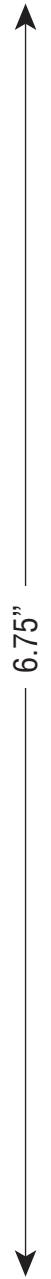
All members of the Dried Shelled Legume Vegetable (except soybean) Subgroup 6C including: Lupinus sp. including grain lupin, sweet lupin, white lupin, and white sweet lupin; Phaseolus sp. including field bean, kidney bean, dry lima bean, navy bean, pinto bean, tepary bean; Vigna sp. including adzuki bean, blackeyed pea, catjang, cowpea, Crowder pea, moth bean, mung bean, rice bean, southern pea, Urd bean; Pisum sp. including dwarf pea, edible-podded pea, English pea, field pea, garden pea, green pea, snow pea, sugar snap pea; Broad bean (dry); Chickpea (dry); Guar (dry); Lablab bean (dry); Lentil (dry); Pigeon pea (dry);

All members of the Foliage of Legume Vegetable Group 7: Plant parts of any legume vegetables included in the legume vegetable (Crop Group 6) that will be used as animal feed;

Soybeans.

PEST		QUARTS OF THIS PRODUCT PER ACRE	SPECIFIC DIRECTIONS
Bean leaf beetle Blister beetle Cucumber beetles Grape colapsis	Green cloverworm Japanese beetle Mexican bean beetle Velvetbean caterpillar	1/2 to 1	Repeat applications as necessary up to a total of 4 times per year but not more often than once every 7 days. For cutworm, this product is most effective against species which feed on the upper portions of the plant. Use lower rates for light to moderate populations and smaller instars. Use the higher rates for heavy populations and larger instars.
Corn earworm		1/2 to 1 1/2	
Alfalfa caterpillar Colorado potato beetle Flea beetles Leafhoppers	Three cornered alfalfa hopper Thrips Western bean cutworm	1	
Armyworm Cutworms European corn borer Fall armyworm	Stink bugs Tarnished plant bug Webworms	1 to 1 1/2	
Alfalfa looper (suppression) Cowpea curculio (suppression) Painted lady (Thistle caterpillar) Pea leaf weevil	Pea weevil Saltmarsh caterpillar Woollybean caterpillar Yellowstriped armyworm	1 1/2	
California only: Corn earworm (suppression) Limabean podborer (suppression)	Lygus bugs (suppression) Stink bugs (suppression)	1 1/2	

(continued)



US04588710 (100506) SEVIN XLR PLUS 2.5 GAL ETL

← 6.0" →

RESTRICTIONS: LEGUME VEGETABLES

- Do not apply within 14 days of grazing or harvest for forage or within 3 days of harvest of fresh edible-podded beans or peas or within 21 days of harvest of dried beans or peas, seed, or hay.
- Do not apply more than a total of 6 quarts per acre per crop per year.
- Do not apply a combination of this product and 2,4-DB herbicides to soybeans as crop injury may result.
- Use on succulent, shelled peas and beans (Crop Subgroup 6B) is prohibited.
- Observe plant response precautions.
- DO NOT USE ON LENTILS IN CALIFORNIA

• BEE CAUTION

For crops in bloom (except soybeans): Do not apply this product to target crops or weeds in bloom.
 For soybeans: If application cannot be avoided when target crop or weeds are in bloom, limiting applications to times when bees are least active, e.g. within 2 hours of sunrise or sunset, will minimize risk to bees.
 Notifying beekeepers within 1 mile of treatment area at least 48 hours before product is applied will allow them to take additional steps to protect their bees.

NONCROPLAND

Conservation Reserve Program Acreage, Set-Aside Program Acreage, Wasteland, Rights-of-Way, Hedgerows, Ditchbanks, Roadsides

PEST	QUARTS OF THIS PRODUCT PER ACRE	SPECIFIC DIRECTIONS
Black grass bug	1/4 to 1/2 quart per acre (3/16 to 3/8 fl. oz per 1000 ft ²)	Up to 2 applications per year may be made but not more often than once every 14 days.
Range caterpillar Range crane fly	1/2 to 1 quart per acre (3/8 to 3/4 fl. oz per 1000 ft ²)	Accurately mark swaths to avoid over-application.
Mormon cricket	1/2 quart per acre (3/8 fl. oz. per 1000 ft ²)	
Ticks*	1 quart per acre (3/4 fl. oz per 1000 ft ²)	* Will kill only pests that are present at the time of application and directly contacted by product.

RESTRICTIONS: NONCROPLAND

- Do not apply within 14 days of grazing or harvest for forage or hay.
- Do not apply more than a total of 3 quarts per acre per year.

• BEE CAUTION

Do not apply this product to target crops or weeds in bloom.

↑ 6.75" ↓

US04588710 (100506) SEVIN XLR PLUS 2.5 GAL ETL

← 6.0" →

OKRA*

PEST	QUARTS OF THIS PRODUCT PER ACRE	SPECIFIC DIRECTIONS
Corn earworm Stink bugs	1 to 1 1/2	Apply using ground equipment in sufficient volume to insure good coverage. Apply as needed on 6 to 8 day intervals. For grasshopper, refer to the general Grasshopper Section.

RESTRICTIONS: OKRA

- Do not apply within 3 days of harvest.
- Do not apply more than a total of 6 quarts per acre per year.

• BEE CAUTION

Do not apply this product to target crops or weeds in bloom.

* Use not permitted in CA.

PEANUTS

PEST	QUARTS OF THIS PRODUCT PER ACRE	SPECIFIC DIRECTIONS
Blister beetles Mexican bean beetle	1/2 to 1	Repeat applications as necessary up to a total of 5 times per year but not more often than once every 7 days. For best results on thrips, use directed or banded sprays with hollow cone spray nozzles. Ensure adequate coverage for the underside of leaves.
Alfalfa caterpillar Rednecked peanutworm Bean leaf beetle Three cornered alfalfa hopper Cucumber beetle Thrips Green cloverworm Velvetbean caterpillar Japanese beetle	1	
Leafhoppers	1 to 1 1/2	For cutworm, this product is most effective against species which feed on the upper portions of the plant.
Armyworm Stink bugs Corn earworm Webworms Fall armyworm	2	
Whitefringed beetle adults Cutworms		

RESTRICTIONS: PEANUTS

- Do not apply within 14 days of harvest.
- Do not apply more than a total of 8 quarts per acre per crop per year.
- Observe plant response precautions.

• BEE CAUTION

Do not apply this product to target crops or weeds in bloom.

↑ 6.75" ↓



PRICKLY PEAR CACTUS*

PEST	QUARTS OF THIS PRODUCT PER ACRE	SPECIFIC DIRECTIONS
Cochineal scale (crawlers)	2	Apply using ground equipment in sufficient volume to insure good coverage. Apply as needed on 7 to 10 day intervals. For grasshopper, refer to the general Grasshopper Section.

RESTRICTIONS: PRICKLY PEAR CACTUS

- Do not apply within 3 days of harvest.
- Do not apply more than a total of 6 quarts per acre per year.
- **BEE CAUTION**
Do not apply this product to target crops or weeds in bloom.
- * **Use not permitted in CA.**

ROOT AND TUBER CROPS

ROOT AND TUBER CROPS EXCEPT SUGAR BEETS AND SWEET POTATOES

All members of the Root and Tuber Vegetable Group 1 except sugar beets and sweet potatoes: Arracacha, Arrowroot, Artichoke (Chinese and Jerusalem), Beet (garden), Burdock (edible), Canna (edible, Queensland arrowroot), Carrot, Cassava (bitter & sweet), Celeriac (celery root), Chayote (root), Chervil (turnip-rooted), Chicory, Chufa, Dasheen (taro), Ginger, Ginseng, Horseradish, Leren, Parsley (turnip-rooted), Parsnip, Potato, Radish, Oriental radish (daikon), Rutabaga, Salsify (black), Salsify (oyster plant), Salsify (Spanish), Skirret, Tanier (cocoyam), Turmeric, Turnip, Yam bean (jicama, manioc pea), Yam (true).

PEST	QUARTS OF THIS PRODUCT PER ACRE	SPECIFIC DIRECTIONS
Flea beetles Leafhoppers	1/2 to 1	Repeat applications as necessary up to a total of 6 times per year but not more often than once every 7 days. For cutworm, this product is most effective against species which feed on the upper portions of the plant.
Armyworm Fall armyworm Aster leafhopper Lace bugs Colorado potato beetle Lygus bugs Spittlebugs Corn earworm Stink bugs Cutworms Tarnished plant bug European corn borer	1 to 2	

RESTRICTIONS: ROOT AND TUBER CROPS EXCEPT SUGAR BEETS AND SWEET POTATOES

- Do not apply within 7 days of harvest.
- Do not apply more than a total of 6 quarts per acre per crop per year.
- **BEE CAUTION**
Do not apply this product to target crops or weeds in bloom.



US04588710 (100506) SEVIN XLR PLUS 2.5 GAL ETL

← 6.0" →

SUGAR BEETS

PEST	QUARTS OF THIS PRODUCT PER ACRE	SPECIFIC DIRECTIONS
Armyworm Beet leaf beetle Fall armyworm	1 to 1 1/2	Repeat applications as necessary up to a total of 2 times per year but not more often than once every 14 days.
Flea beetles Leafhoppers Webworms		
Cutworms	1 1/2	For cutworm, this product is most effective against species which feed on the upper portions of the plant.

RESTRICTIONS: SUGAR BEETS

- Do not apply within 28 days of harvest for roots or forage.
- Do not apply more than a total of 3 quarts per acre per crop per year.

• BEE CAUTION

Do not apply this product to target crops or weeds in bloom.

SWEET POTATOES

PEST	QUARTS OF THIS PRODUCT PER ACRE	SPECIFIC DIRECTIONS
Corn earworm Cucumber beetles Flea beetles Sweet potato hornworm	1 to 2	For foliar sprays, repeat applications as necessary up to a total of 8 times per year but not more often than once every 7 days.
Sweet potato weevil Tortoise beetles Whitefringed beetle		
Yellowstriped armyworm	2	

RESTRICTIONS: SWEET POTATOES

- Do not apply within 7 days of harvest.
- Do not apply more than a total of 8 quarts per acre per crop per year.

• BEE CAUTION

Do not apply this product to target crops or weeds in bloom.

SMALL FRUITS AND BERRIES

All members of the Caneberry Subgroup 13-07A including:

Blackberry (*Rubus* spp. - including Andean Blackberry, Arctic blackberry, Bingleberry, Black satin berry, Boysenberry, Brombeere, California blackberry, Chesterberry, Cherokee blackberry, Cheyene blackberry, Common blackberry, Coryberry, Darrowberry, Dewberry, Dirksen thornless berry, Evergreen blackberry, Himalayaberry, Hullberry, Lavacaberry, Loganberry, Lowberry, Lucretiaberry, Mammoth blackberry, Marionberry, Mora, Mures deronce, Nectarberry, Northern dewberry, Olallieberry, Oregon evergreen berry, Phenomenalberry, Rangeberry, Ravenberry, Rosberry, Shawnee blackberry, Southern dewberry, Tayberry, Youngberry, Zarzamora, plus cultivars, varieties and/or hybrids of these).

Raspberry (*Rubus* spp. - including Bababerry, Black raspberry, Blackcap, Caneberry, Framboise, Frambueso, Himbeere, Keriberry, Mayberry, Purple raspberry, Red raspberry, Thimbleberry, Tulameen, Wild raspberry, Yellow raspberry, plus cultivars, varieties and/or hybrids of these).

↑ 6.75" ↓

US04588710 (100506) SEVIN XLR PLUS 2.5 GAL ETL

← 6.0" →

All members of the Bushberry Subgroup 13-07B including: Aronia berry, Blueberry (*Vaccinium* spp. - highbush, lowbush and cultivars and/or hybrids of these [= all blueberry species]), Chilean guava, Currant (black, buffalo, native and red), European barberry, Gooseberry, Highbush cranberry, Honeysuckle (edible), Huckleberry, Jostaberry, Juneberry, Lingonberry, Salal, Sea buckthorn, plus cultivars, varieties and/or hybrids of these.

Cranberries; Grapes; Strawberries.

PEST		QUARTS OF THIS PRODUCT PER ACRE	SPECIFIC DIRECTIONS
European fruit lecanium	Snowy tree cricket	1 to 2	OBSERVE BEE CAUTION. Repeat applications as necessary up to a total of 5 times per year but not more often than once every 7 days. For cutworm, this product is most effective against species which feed on the upper portions of the plant. In grapes for grape leafroller, apply before first brood larvae emerge from rolls. In grapes, do not concentrate spray on the bunch or visible residues may result.
European raspberry aphid	Strawberry bud weevil		
Flea beetles	Strawberry clipper		
Grape leafhopper	Strawberry fruitworm		
Grape leafroller	Strawberry leafroller		
Grape leafroller	Strawberry weevil		
Japanese beetle	Western grapeleaf skeletonizer		
Leafhoppers	Western		
Leafrollers	yellowstriped armyworm		
Meadow spittlebug			
Omnivorous leafroller			
Rose chafer			
Blueberry maggot	Elm spanworm	1 1/2 to 2	
Cherry fruitworm	Gypsy moth		
Cranberry fireworm	Spaganothus worm		
Cranberry fruitworms	Tarnished plant bug		
Cranberry twig girdler			
Eight-spotted forester	Orange tortrix	2	
Cutworms	Raspberry fruitworm		
Grape berry moth	Raspberry sawfly		
June beetles	Redbanded leafroller		
Omnivorous leafroller	Saltmarsh caterpillar		

RESTRICTIONS: SMALL FRUITS AND BERRIES

- Do not apply within 7 days of harvest.
- Do not apply more than a total of 10 quarts per acre per crop per year.
- Use on cranberries may kill shrimp and crabs. Do not use in areas where these are important resources.
- Carbaryl may injure Early Dawn and Sunrise varieties of strawberries.
- For **GRAPES** only:
East of the Rocky Mountains, the restricted-entry interval (REI) = 2 days for all activities except grape girdling and cane turning.
EXCEPTION: the REI is 6 days for grape girdling and cane turning.
West of the Rocky Mountains, the restricted-entry interval (REI) = 6 days
- Restricted-entry interval (REI) = 12 hours for Caneberries, Bushberries, Cranberries, and Strawberries
- **BEE CAUTION**
 Do not apply this product to target crops or weeds in bloom. If weed or cover crop bloom is present, mow orchard floor or between rows prior to applying this product.

6.75"

US04588710 (100506) SEVIN XLR PLUS 2.5 GAL ETL

← 6.0" →

SUNFLOWERS

PEST	QUARTS OF THIS PRODUCT PER ACRE	SPECIFIC DIRECTIONS
Stem weevil Sunflower beetle	1 to 1 1/2	Up to 2 applications per year may be made but not more often than once every 7 days.
Armyworm Cutworms	1 1/2	
Fall armyworm Sunflower moth		For cutworm, this product is most effective against species which feed on the upper portions of the plant.

RESTRICTIONS: SUNFLOWERS

- Do not apply within 30 days of grazing or harvest for forage or within 60 days of harvest for seed.
- Do not apply more than a total of 3 quarts per acre per crop per year.
- **BEE CAUTION**
Do not apply this product to target crops or weeds in bloom.
- DO NOT USE IN CALIFORNIA.

TOBACCO

PEST	QUARTS OF THIS PRODUCT PER ACRE	SPECIFIC DIRECTIONS
Budworms Fall armyworm Tobacco flea beetles Hornworms	1 to 2	<p>Plant bed and Field Treatment</p> <p>Repeat treatments as necessary up to a total of 4 times per year but not more often than once every 7 days.</p> <p>Use lower rate on young plants (up to knee height). Use at least 10 gallons of prepared spray per acre. Begin treatments when worms are small.</p>
Japanese beetle June beetle Suckfly		

RESTRICTIONS: TOBACCO

- Do not apply within 2 days of harvest.
- Do not apply more than a total of 8 quarts per acre per crop per year.
- Observe plant response precautions.
- Restricted-entry interval (REI) = 2 days (48 hours).
- **BEE CAUTION**
Do not apply this product to target crops or weeds in bloom.

↑ 6.75" ↓

US04588710 (100506) SEVIN XLR PLUS 2.5 GAL ETL

← 6.0" →

TREE FRUIT CROPS

On all tree fruit crops, apply in sufficient volume for adequate coverage. This will vary depending on the pest and its severity, the tree condition, size, and density, and other factors.

CITRUS FRUITS

All members of the Citrus Fruit Group 10 including: Calamondin, Citrus citron, Citrus hybrids (Citrus spp., includes chironja, tangelo and tangor), Grapefruit, Kumquat, Lemon, Lime, Mandarin (tangerine), Orange (sweet and sour), Pummelo, Satsuma mandarin, White sapote (Casimiroa spp.), and other cultivars and/or hybrids of these.

PEST		QUARTS OF THIS PRODUCT PER ACRE	SPECIFIC DIRECTIONS
Avocado leafroller California orangedog Citrus cutworm	Fruittree leafroller Orange Tortrix Western tussock moth	2 to 3	OBSERVE BEE CAUTION. Repeat applications as necessary up to a total of 8 times per crop per year but not more often than once every 14 days.
Citrus rust mite Eriophyid mites Plant bugs	Scale insects [Black scale, brown soft scale, California red scale (except in California), citrus snow scale, yellow scale (except in California)]	3 to 5	For scale, apply when crawlers are present. For best results on Eriophyid mites including citrus rust mite, apply when pest populations are low.
Apopka weevil (adult) Citrus root weevils (adults)	Fuller Rose Beetle Little leaf notcher (adult)	5	
California only: California red scale	Yellow scale	5 to 12	Do not make more than 1 application per crops per year for California red scale. Apply when crawlers are present.
Florida only: Adult citrus weevils (such as, <i>Diaprepes abbreviatus</i> , <i>Pantomorus cervinus</i> , <i>Artipes floridanus</i> , and <i>Pachnaeus spp.</i>)		5 to 8	Apply as a foliar spray in adequate volume to obtain uniform coverage. May be applied by ground as a dilute or concentrate spray. May be applied by air in 10-25 gallons of water per acre. Repeat application as necessary up to a total of 3 times per crop per year but not more often than once every 14 days.

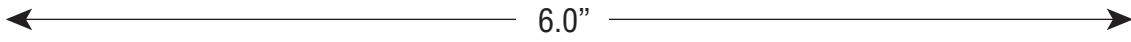
RESTRICTIONS: CITRUS FRUITS

- Do not apply within 5 days of harvest.
- All States including Florida and California:
Do not apply more than a total of 20 quarts per acre per crop per year.
- California only:
Restricted-entry interval (REI) = 3 days for application rates ≥ 5 quarts per acre.
Do not apply more than 12 quarts per acre per application.
- Florida only:
Restricted-entry interval (REI) = 12 hours
Do not apply more than 8 quarts per acre per application.

(continued)

6.75"

US04588710 (100506) SEVIN XLR PLUS 2.5 GAL ETL



- All States other than Florida and California:
Restricted-entry interval (REI) = 12 hours
Do not apply more than 5 quarts per acre per application.
- **BEE CAUTION**
Do not apply this product to target crop in bloom. Mowing weed or cover crop bloom prior to applying this product will reduce hazard to bees.

OLIVES

PEST	QUARTS OF THIS PRODUCT PER ACRE	SPECIFIC DIRECTIONS
Scale insects (olive scale, black scale)	5 to 7 1/2	Up to 2 applications per crop may be made but not more often than once every 14 days.

RESTRICTIONS: OLIVES

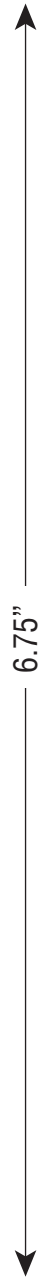
- Do not apply within 14 days of harvest.
- Do not apply more than a total of 15 quarts per acre per crop per year.
- Restricted-entry interval (REI) = 3 days (72 hours).
- **BEE CAUTION**
Do not apply this product to target crops or weeds in bloom. If weed or cover crop bloom is present, mow orchard floor or between rows prior to applying this product.

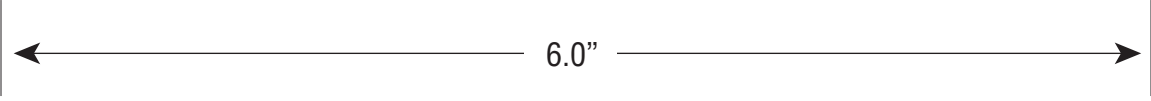
POME FRUITS

Members of the Pome Fruit Group 11 including: Apple, Crabapple, Loquat, Mayhaw, Pear, Oriental pear.

PEST	QUARTS OF THIS PRODUCT PER ACRE	SPECIFIC DIRECTIONS
White apple leafhopper	1/2 to 1 1/2	OBSERVE BEE CAUTION. On apples, avoid use during the period from full bloom until 30 days after full bloom unless fruit thinning is desired. Use for pesticial activity during this period may also result in fruit removal.
Apple aphid Codling moth	1 to 3	
Apple aphid Pear psylla Apple maggot Pear rust mite Apple mealybug Periodical cicada Apple rust mite Plum curculio Bagworms Redbanded leafroller California pearslug (pear sawfly) Rosy apply aphid European apple sawfly Scale insects Eyespotted bud moth (Forbes scale, Fruittree leafroller Lecanium scale, Gypsy moth San Jose scale) Japanese beetle Tarnished plant bug Lesser appleworm Tentiform leafminers Lygus bugs Woolly apple aphid Orange tortrix Yellowheaded Pearleaf blister mite fireworm	1 1/2 to 3	Repeat applications as necessary up to a total of 8 times per crop (including thinning sprays on apples) but not more often than once every 14 days. For psylla, apply when eggs hatch or young nymphs are present. For scale, apply when crawlers are present.

(continued)





POME FRUITS (continued)

CROP	PINTS OF THIS PRODUCT PER ACRE	SPECIFIC DIRECTIONS
Apples Only, for Fruit Thinning	2 to 6	<p>OBSERVE BEE CAUTION</p> <p>Apply 2 to 6 pints per acre of SEVIN brand XLR PLUS Carbaryl Insecticide between 80% petal fall and 16 mm fruit size. Use the higher rates on hard to thin varieties at the early timing which is the 80% petal fall to 6 mm fruit size. Use the lower rates on easy to thin varieties and at the later thinning period which is the 10 to 16 mm fruit size. The rate to use per acre will depend on varieties, tree size, row spacing, weather conditions at the time of and following applications.</p> <p>The most effective spray gallonage will depend on the tree size, planting density, row spacing and amount of foliage. Use sufficient spray volume to insure adequate coverage (100 to 400 gallons/acre). Avoid spray to the point of runoff. Reduce spray coverage to the lower portion of the tree since overthinning may occur here.</p> <p>Factors such as climatic temperature, high humidity, frost, tree age, variety, nutrition, previous crop, pruning and bloom may influence fruit thinning results with the product. Exercise caution to avoid possible overthinning. For the most effective results, apply under good drying conditions and when daytime temperatures (°F) will be 70 to low 80's for the following one to three days. Application with daytime temperatures in excess of 80° F may result in overthinning. SEVIN brand XLR PLUS Carbaryl Insecticide may be mixed with other fruit thinners, however, use caution to avoid overthinning and other adverse effects. Consult with local fruit thinning experts in your area for recommendations on appropriate tank mixing partners. Refer to the other product labels for specific use directions.</p> <p>NOTE: The use of SEVIN brand XLR PLUS Carbaryl Insecticide may result in fruit deformity under certain environmental conditions. Before using on any variety of apples, the user must weigh the risk versus benefits when using this product, particularly when using between 80% petal fall and 6 mm fruit size. Red Delicious are more sensitive to this phenomenon and in particular, the varieties Bisbee, Red Chief and Vallee Spur are very susceptible to conditions causing fruit deformity. Precipitation and temperatures below 65° F increases the possibility of fruit deformity. The use with summer spray oils and wetting agents may increase the risk of fruit deformity and injury. Consult with fruit thinning experts in your area for advice on using this product on specific apple varieties under local growing conditions or other questions. Observe all restrictions on the use of this product for apple thinning.</p>



US04588710 (100506) SEVIN XLR PLUS 2.5 GAL ETL

← 6.0" →

RESTRICTIONS: POME FRUITS

- Do not apply to quince.
- Do not use on pears between the tight flower cluster up to the 20 mm fruit size. Use during this period may result in undesirable fruit thinning and/or deformed fruit.
- Do not apply within 3 days of harvest.
- Do not apply more than a total of 15 quarts per acre per crop per year.
- Do not make more than a total of 8 applications per crop per year.

FOR PROTECTION OF HONEY BEES:

• BEE CAUTION

Do not apply this product to target crops or weeds in bloom. If weed or cover crop bloom is present, mow orchard floor or between rows prior to applying this product.

For Apple Thinning Use

- Do not apply during bloom.
- Remove bee hives from orchard to be treated before applying this product. Removing bee hives from adjacent orchards will further minimize risk to bees.

Drift Management

For airblast application, follow the following drift management practices:

- Adjust deflectors and aiming devices so that spray is only directed into the canopy;
- Block off upward pointed nozzles when there is no overhanging canopy;
- Do not allow the spray to go beyond the edge of the cultivated area (i.e., turn off sprayer when turning at end rows);
- For applications to the outside rows, only spray inward, toward the orchard.

STONE FRUITS

All members of the Stone Fruit Group 12 including: Apricot, Cherry (including sweet and tart), Nectarine, Peach, Plum (including Chickasaw, Damson and Japanese), Plumcot, Prune (fresh).

PEST		QUARTS OF THIS PRODUCT PER ACRE	SPECIFIC DIRECTIONS
Apple pandemis	Orange tortrix	2 to 3	OBSERVE BEE CAUTION. Repeat applications as necessary up to a total of 3 times per crop but not more often than once every 7 days. An additional application at the dormant or delayed dormant timing may be made. For best results on scale, apply when crawlers are present. For lesser peachtree borer, best results have been found by thoroughly spraying limbs and tree trunks at weekly intervals during moth flight.
Black cherry aphid	Oriental fruit moth		
Cherry fruitworm	Peach twig borer		
Cherry maggot (Cherry fruit fly)	Periodical cicada		
Codling moth	Plum curculio		
Cucumber beetles	Prune leafhopper		
Eastern tent caterpillar	Redbanded leafroller		
Eyespotted bud moth	Rose chafer		
European earwig	Scale insects (Brown soft scale, Forbes scale, Lecanium scale, Olive scale,		
Fruittree leafroller	Oystershell scale,		
Green fruitworm	San Jose scale)		
Gypsy moth	Tarnished plant bug		
Japanese beetle	Tussock moth		
June beetle	Variegated leafroller		
Lesser peachtree borer			
Mealy plum aphid			

↑ 6.75" ↓

6.0"

STONE FRUITS (continued)

PEST		QUARTS OF THIS PRODUCT PER ACRE	SPECIFIC DIRECTIONS
Peach twig borer	Scale insects (Brown soft scale, Forbes scale, Lecanium scale, Olive scale, Oystershell scale, San Jose scale)	4 to 5	For dormant or delayed dormant timing, apply in combination with a recommended dormant oil. Refer to the dormant oil product label for additional use directions and restrictions.
California Only:		3 to 4	OBSERVE BEE CAUTION. Repeat applications as necessary up to a total of 3 times per crop per year but not more often than once every 14 days. An additional application at the dormant or delayed dormant timing may be made. For best results on scale, apply when crawlers are present.
Black cherry aphid	Orange tortrix		
Cherry fruitworm	Oriental fruit moth		
Cherry maggot (Cherry fruit fly)	Peach twig borer		
Codling moth	Scale insects (Brown soft scale, Forbes scale, Lecanium scale, Olive scale, Oystershell scale, San Jose scale)		
Cucumber beetles	Tarnished plant bug		
Eyespotted bud moth	Tussock moth		
European earwig			
Fruittree leafroller			
Green fruitworm			
Mealy plum aphid			

RESTRICTIONS: STONE FRUIT

- Do not apply within 3 days of harvest, except in California. In California, do not apply within 1 day of harvest.
- All States including California:
Do not apply more than a total of 14 quarts per acre per crop per year.
Do not apply more than a total of 5 quarts per acre at the dormant or delayed dormant timing.
- Do not apply more than a total of 9 quarts per acre during the production season.
- California only:
Do not apply more than 4 quarts per acre per application during the production season.
- All States other than California:
Do not apply more than 3 quarts per acre per application during the production season.
- **BEE CAUTION**
Do not apply this product to target crops or weeds in bloom. If weed or cover crop bloom is present, mow orchard floor or between rows prior to applying this product.

6.75"

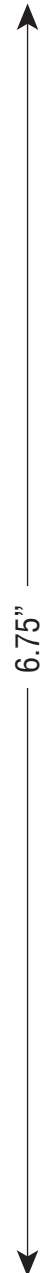


TREE NUT CROPS

On all tree nut crops, apply in sufficient volume for adequate coverage. This will vary depending on the pest and its severity, the tree condition, size, and density, and other factors.

PISTACHIOS

PEST	QUARTS OF THIS PRODUCT PER ACRE	SPECIFIC DIRECTIONS
Brown soft scale Lecanium scale	3 to 5	Repeat applications as necessary up to a total of 4 times per crop per year (including any applications at the dormant or delayed dormant timing) but not more often than once every 7 days. For scale, apply when crawlers are present.
Navel orangeworm		
Scale insects	4 to 5	For dormant or delayed dormant timing, apply in combination with a recommended dormant oil. Refer to the dormant oil product label for additional use directions and restrictions.
California only: Armyworm	3 to 6	Apply by air in a minimum of 20 gallons of water per acre. Do not make more than 1 application at the maximum rate of 6 quarts per acre per crop per year for armyworm and navel orangeworm. If needed, make up to 3 additional applications per crop per year at a rate not exceeding 5 quarts per acre (including any applications at the dormant or delayed dormant timing) but not more often than once every 7 days.
Navel orangeworm		



RESTRICTIONS: PISTACHIOS

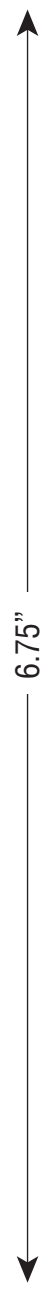
- Do not apply within 14 days of harvest.
- All States including California:
Do not apply more than a total of 15 quarts per acre per crop per year, including any application at the dormant or delayed dormant timing.
- California only:
Do not make more than 1 application at the maximum rate of 6 quarts per acre per crop per year. For any additional applications, do not apply more than 5 quarts per acre per application.
- All States other than California:
Do not apply more than 5 quarts per acre per application.
- **BEE CAUTION**
Do not apply this product to target crops or weeds in bloom. If weed or cover crop bloom is present, mow orchard floor or between rows prior to applying this product.



TREE NUTS

All members of the Tree Nut Group 14 including: Almond, Beech nut, Brazil nut, Butternut, Cashew, Chestnut, Chinquapin, Filbert (hazelnut), Hickory nut, Macadamia nut (bush nut), Pecan, Walnut [including black and English (Persian) walnuts].

PEST		QUARTS OF THIS PRODUCT PER ACRE	SPECIFIC DIRECTIONS
Black margined aphid Calico scale Codling moth European fruit lecanium Fall webworm Filbert aphid Filbert leafroller Filbertworm Frosted scale Fruittree leafroller Hickory shuckworm Lesser webworm	Navel orangeworm Peach twig borer Pecan leaf phylloxera Pecan stem phylloxera Pecan nut casebearer Pecan spittlebug Pecan weevil San Jose scale Twig girdler Walnut caterpillar	2 to 5	OBSERVE BEE CAUTION Repeat applications as necessary up to a total of 4 times per crop (including any applications at the dormant or delayed dormant timing) but not more often than once every 7 days. Use lower rates for pests attacking leaves. Use higher rates for pests attacking fruit and for higher infestations. For scale, apply when crawlers are present. For peach twig borer, best results with foliar applications have been found by making applications in "popcorn" or petal fall stages when the May brood begins to hatch. For navel orangeworm in almonds and walnuts, best results have been found by timing early and midseason applications to correspond with moth flight peaks. For filbert leafroller, best results have been found by making applications when eggs are hatching, repeating application on first appearance of moths and again 3 to 4 weeks later. For codling moth in walnuts, best results have been found by making applications when average cross-sectional diameters of developing nuts are 0.5 to 0.75 inches and again during middle or late June as needed.
Chestnut weevil	European earwig	4 to 5	For chestnut weevil, best results have been found with 4 applications at weekly intervals beginning in late July. The last application should be made prior to shuck split. For European earwig, thorough coverage of trunks, branches, and nuts is needed for best results.
Almonds only Peach twig borer	Scale insects	4 to 5	For dormant or delayed dormant timing, apply in combination with a recommended dormant oil. Refer to the dormant oil product label for additional use directions and restrictions.



RESTRICTIONS: TREE NUTS

- Do not apply within 14 days of harvest.
- Do not apply more than a total of 15 quarts per acre per crop per year, including any application at the dormant or delayed dormant timing.
- **BEE CAUTION**
Do not apply this product to target crops or weeds in bloom. If weed or cover crop bloom is present, mow orchard floor or between rows prior to applying this product.



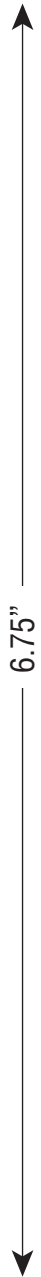
FORESTED AREAS AND RANGELAND TREES

Apply by ground or air equipment in sufficient volume for adequate coverage. This will vary depending on the tree size, density and stage of growth.

Forested areas: Forests, Tree Plantations, Planted Christmas Trees, Parks, Rural Shelter Belts;

Rangeland Trees.

PEST		QUARTS OF THIS PRODUCT PER ACRE	SPECIFIC DIRECTIONS
Ants (except harvester, pharaoh and carpenter)	Holly bud moth	1 quart per acre (3/4 fl. oz per 1000 ft ²)	Observe plant response precautions. Obtain thorough coverage of upper and lower leaf surfaces. The addition of a sticker may improve product performance. To kill scale insects, treat trunks, stems and twigs in addition to plant foliage. For best results on worm, treat when pests are small. Make applications for maple leafcutter on sugar maple when larvae are in 2nd instar after mining and as cases are being formed. Repeat treatments as necessary up to a total of 2 times per year but not more often than once every 7 days. For gypsy moths, use the higher rate for heavy infestations.
Apple aphid	Holly leafminer		
Armyworm	Jackpine budworm		
Ash whitefly	Japanese beetle		
Azalea leafminer	Jeffrey pine needleminer		
Bagworms	June beetles		
Balsam twig aphid	Lace bugs		
Birch leafminer	Leafhoppers		
Blister beetle	Leafrollers		
Boxelder bug	Locust borer		
Boxwood leafminer	Maple leafcutter		
Brown tail moth	Mealy bugs		
Catalpa sphinx	Mimosa webworm		
Chiggers*	Nantucket pine tip moth		
Cooley spruce gall adelgid	Oak leafminers		
Cutworms	Oak moth		
Cypress tip moth	Oak skeletonizer		
Douglas-fir tussock moth	Oakworm complex		
Eastern spruce gall adelgid	Oleander caterpillar		
Elm leaf aphid	Olive ash borer		
Elm leaf beetle	Orange-striped oakworm		
Eriophyd mites	Periodical cicada		
European pine shoot moth	Pine looper		
Fall armyworm	Pine sawfly		
Flea beetle	Pine spittlebug		
Fuschia gall mite	Pitch pine tip moth		
Fuller rose beetle	Spruce budworm		
Gall midges	Plant bugs		
Gall wasps	Poinsettia hornworm		
Greenstriped mapleworm	Psyllids		
Grasshoppers	Puss caterpillar		
Hackberry nipplegall maker	Redhumped oakworm		
	Rose aphid		
	Rose chafer		
	Rose slug		
	Saddled prominent		





FORESTED AREAS AND RANGELAND TREES (continued)

PEST	QUARTS OF THIS PRODUCT PER ACRE	SPECIFIC DIRECTIONS
Sawflies (exposed) Scale insects (crawlers) Sowbugs Spiney elm caterpillar Springtails Spruce needleminer Subtropical pine tip moth Tent caterpillars	Thorn bug Thrips (exposed) Walnut caterpillar Webworms Western spruce budworm Willow leaf beetles Woolly gall aphid Yellow poplar weevil	1 quart per acre (3/4 fl. oz per 1000 ft ²)
Gypsy Moth	3/4 to 1 quart per acre (1/2 to 3/4 fl. oz per 1000 ft ²)	Observe plant response precautions. Obtain thorough coverage of upper and lower leaf surfaces. The addition of a sticker may improve product performance. To kill scale insects, treat trunks, stems and twigs in addition to plant foliage. For best results on worm, treat when pests are small. Make applications for maple leafcutter on sugar maple when larvae are in 2nd instar after mining and as cases are being formed. Repeat treatments as necessary up to a total of 2 times per year but not more often than once every 7 days. For gypsy moths, use the higher rate for heavy infestations.
Ticks*	1 quart per acre (3/4 fl. oz per 1000 ft ²)	* Will kill only pests that are present at the time of application and directly contacted by product.

Forested areas: Non-urban Forests, Tree Plantations, Planted Christmas Trees, Parks, Rural Shelter Belts;
Rangeland Trees.

PEST	FL OZ OF THIS PRODUCT	SPECIFIC DIRECTIONS
Elm bark beetle Ips engraver beetles Mountain pine beetle Roundheaded pine beetle Spruce beetle Western pine beetle	5 fluid ounces per gallon	Direct Trunk Treatment: Effective as a preventative treatment only. Treat annually to prevent beetle attacks. Apply 1 gallon of spray per 50 square feet of bark prior to beetle flight or host-tree attack. Treat tree trunk from ground level up, until trunk diameter is less than 5 inches. For elm bark beetle: apply approximately 20-30 gallons of spray mixture for each 50 feet of elm tree for thorough coverage of all bark surfaces on trunks, limbs and twigs. Do not make more than 2 applications per year or repeat applications more often than once every six months.





RESTRICTIONS: FORESTED AREAS AND RANGELAND TREES

- Do not make more than 2 foliar applications and 2 direct trunk treatments per year.
- Do not use on syrup-producing sugar maples where sap is harvested.
- DO NOT ENTER OR ALLOW OTHERS TO ENTER TREATED AREAS UNTIL SPRAYS HAVE DRIED.
- BEE CAUTION: Do not apply this product to plants in bloom.

**SPECIFIC PESTS ACROSS MULTIPLE SITES
GRASSHOPPERS**

All crops on this label

PEST	QUARTS OF THIS PRODUCT PER ACRE	SPECIFIC DIRECTIONS
Grasshoppers	1/2 to 1 1/2*	Apply 1/2 to 3/4 quarts per acre of this product for nymphs on small plants or sparse vegetation. Apply 1 to 1 1/2 quarts per acre for mature grasshoppers or applications to dense foliage. Be certain spray volumes are appropriate to assure adequate coverage.

RESTRICTIONS: GRASSHOPPER

*NOTE: Refer to individual site listings elsewhere on this label for use restrictions. Do not use rates higher than listed for the site or exceed other use restrictions. Refer to the Rangeland Use Directions for the Reduced Area and Agent Treatments (RAATs) program.

TICKS WHICH MAY VECTOR LYME DISEASE

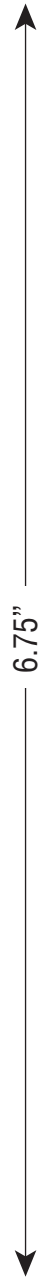
To kill juvenile and adult ticks which may vector Lyme Disease, apply in sufficient volume for thorough coverage*. Will kill only pests that are present at the time of application and directly contacted by product.

All crops/sites on this label including; Pastures; Forested Areas; Wasteland, Rights-of-Way, Hedgerows, Ditchbanks, Roadsides, Set-Aside and Conservation Reserve Program Acreage.

PEST	QUARTS OF THIS PRODUCT PER ACRE	SPECIFIC DIRECTIONS
<i>Ixodes</i> spp. (Deer tick, Bear tick, Black legged tick) <i>Amblyomma</i> spp. (Lone star tick)	1 quart per acre (3/4 fl. oz. per 1000 ft ²)	To kill juvenile ticks, apply in late spring or early summer. To kill adult ticks, apply in late summer to fall. Treat entire area and perimeter areas where exposure to ticks may occur. Ticks may be reintroduced from surrounding areas on host animals. Retreat as necessary to maintain low population levels.

RESTRICTIONS: TICKS WHICH MAY VECTOR LYME DISEASE

- Do not make more than 4 applications per year for ticks.
 - * Refer to individual site listings elsewhere on this label for use restrictions. Do not use rates higher than listed for the site or exceed other use restrictions. If product is used to kill ticks on any use site listed on this label, the use rate must not exceed 1 quart/A (3/4 fl. oz. /1,000 ft²). Observe all use restrictions.
- DO NOT ENTER OR ALLOW OTHERS TO ENTER TREATED AREAS UNTIL SPRAYS HAVE DRIED.
- BEE CAUTION: Do not apply this product to plants in bloom.



← 6.0" →

IMPORTED FIRE ANTS

All crops/sites on this label*

PEST	FL OZ OF THIS PRODUCT	SPECIFIC DIRECTIONS
Imported fire ants	3/4 fluid ounce per gallon (1/2 quarts per 100 gallons)	DRENCH APPLICATION To kill active mounds, apply a total of 2 gallons of the diluted solution over the surface of each mound or at least 1 quart per 6 inches of mound diameter using a bucket, can or other appropriate equipment. Thoroughly wet mound and surrounding areas to a 4 ft diameter (12 sq.ft.). Do not disturb mound prior to treatment. Pour solution from a height of about three feet to give sufficient force to break mound apex and flow into ant tunnels. For best results apply in cool weather (65-80°F) or in early morning or late evening hours. Repeat application if mound activity resumes after 30 days. Treat new mounds as they appear. Pressurized sprays may disturb the ants and cause migration, reducing product effectiveness.
Imported fire ants (foraging)	1 1/2 fl. oz. per gallon	(outdoor use only) Treat only the growing media when using on bedding plants and avoid contact with foliage. Do not make more than one application per year.

↑ 6.75" ↓

RESTRICTIONS: IMPORTED FIRE ANTS

- DO NOT ENTER OR ALLOW OTHERS TO ENTER TREATED AREAS UNTIL SPRAYS HAVE DRIED.
- FOR OUTDOOR USE ONLY. DO NOT USE IN GREENHOUSES.
- DO NOT USE ON ANY FOOD CROP NOT LISTED ON THIS LABEL. Refer to the specific site use directions elsewhere on this label for additional restrictions.
- BEE CAUTION: Do not apply this product to plants in bloom.

US04588710 (100506) SEVIN XLR PLUS 2.5 GAL ETL



6.0"

IMPORTANT: READ BEFORE USE

Read the entire Directions for Use, Conditions, Disclaimer of Warranties and Limitations of Liability before using this product. If terms are not acceptable, return the unopened product container at once.

By using this product, user or buyer accepts the following Conditions, Disclaimer of Warranties and Limitations of Liability.

CONDITIONS: The directions for use of this product are believed to be adequate and must be followed carefully. However, it is impossible to eliminate all risks associated with the use of this product. Crop injury, ineffectiveness or other unintended consequences may result because of such factors as weather conditions, presence of other materials, or the manner of use or application, all of which are beyond the control of Bayer CropScience. All such risks shall be assumed by the user or buyer.


DISCLAIMER OF WARRANTIES: TO THE EXTENT CONSISTENT WITH APPLICABLE LAW, BAYER CROPSCIENCE MAKES NO OTHER WARRANTIES, EXPRESS OR IMPLIED, OF MERCHANTABILITY OR OF FITNESS FOR A PARTICULAR PURPOSE OR OTHERWISE, THAT EXTEND BEYOND THE STATEMENTS MADE ON THIS LABEL. No agent of Bayer CropScience is authorized to make any warranties beyond those contained herein or to modify the warranties contained herein. TO THE EXTENT CONSISTENT WITH APPLICABLE LAW, BAYER CROPSCIENCE DISCLAIMS ANY LIABILITY WHATSOEVER FOR SPECIAL, INCIDENTAL OR CONSEQUENTIAL DAMAGES RESULTING FROM THE USE OR HANDLING OF THIS PRODUCT.

LIMITATIONS OF LIABILITY: TO THE EXTENT CONSISTENT WITH APPLICABLE LAW, THE EXCLUSIVE REMEDY OF THE USER OR BUYER FOR ANY AND ALL LOSSES, INJURIES OR DAMAGES RESULTING FROM THE USE OR HANDLING OF THIS PRODUCT, WHETHER IN CONTRACT, WARRANTY, TORT, NEGLIGENCE, STRICT LIABILITY OR OTHERWISE, SHALL NOT EXCEED THE PURCHASE PRICE PAID, OR AT BAYER CROPSCIENCE'S ELECTION, THE REPLACEMENT OF PRODUCT.




6.75"

US04588710 (100506) SEVIN XLR PLUS 2.5 GAL ETL



US04588710 (100506) SEVIN XLR PLUS 2.5 GAL ETL



7.25"

NET CONTENTS: 2 1/2 GALLONS

**SEVIN® brand XLR PLUS Carbaryl Insecticide
Intended for Agricultural or Commercial Use**

ACTIVE INGREDIENT: Carbaryl
(1-naphthyl N-methylcarbamate)**44.1% by wt.**
INERT INGREDIENTS:**55.9% by wt.**
(Contains 4 Pounds Carbaryl Per Gallon)

EPA Reg. No. 264-333

**KEEP OUT OF REACH OF CHILDREN
CAUTION**

FOR ADDITIONAL PRECAUTIONARY STATEMENTS: See Attached Booklet.

For **PRODUCT USE** Information Call 1-866-99BAYER
(1-866-992-2937)

For **MEDICAL** And **TRANSPORTATION** Emergencies
ONLY Call 24 Hours A Day 1-800-334-7577

FIRST AID

Carbaryl is an N-Methyl Carbamate Insecticide

IF SWALLOWED: • Immediately call a poison control center or doctor for treatment advice. • Do not induce vomiting unless told to do so by a poison control center or doctor. • Have person sip a glass of water if able to swallow. • Do not give anything by mouth to an unconscious person.

IF ON SKIN OR CLOTHING: • Take off contaminated clothing. • Rinse skin immediately with plenty of water for 15-20 minutes. • Call a poison control center or doctor for treatment advice.

IF INHALED: • Move person to fresh air. • If person is not breathing, call 911 or an ambulance, then give artificial respiration, preferably mouth-to-mouth if possible. • Call a poison control center or doctor for further treatment advice.

IF IN EYES: • Hold eye open and rinse slowly and gently with water for 15-20 minutes. • Remove contact lenses, if present, after the first 5 minutes, then continue rinsing eye. • Call a poison control center or doctor for treatment advice.

**For MEDICAL Emergencies Call 24 Hours A Day 1-800-334-7577.
Have the product container or label with you when calling a
poison control center or doctor or going for treatment.**

NOTE TO PHYSICIAN: Carbaryl is an N-methyl carbamate that inhibits cholinesterase. Drugs like 2-Pam (pyridine-2-aldoxime methiodide) are not recommended. To aid in the confirmation of diagnosis, urine samples should be obtained within 24 hours of exposure and immediately frozen. Analysis will be arranged by Bayer CropScience. Consultation on therapy can be obtained at all hours by calling the appropriate emergency number 1-800-334-7577 (U.S.A.)

**PRECAUTIONARY STATEMENTS
HAZARDS TO HUMANS & DOMESTIC ANIMALS
CAUTION**

Harmful if swallowed, absorbed through the skin, or inhaled. Avoid breathing spray mist. Avoid contact with eyes, skin or clothing. Wash thoroughly with soap and water after handling and before eating, drinking, chewing gum, using tobacco or using the toilet. Remove and wash contaminated clothing before reuse.

OVEREXPOSURE MAY CAUSE: Salivation, watery eyes, pinpoint eye pupils, blurred vision, muscle tremors, difficult breathing, excessive sweating, abdominal cramps, nausea, vomiting, diarrhea, weakness, headache. **IN SEVERE CASES CONVULSION, UNCONSCIOUSNESS AND RESPIRATORY FAILURE MAY OCCUR. SIGNS AND SYMPTOMS OCCUR RAPIDLY FOLLOWING OVEREXPOSURE TO THIS PRODUCT.**

**FOR ADDITIONAL PRECAUTIONARY STATEMENTS:
See Attached Label:** Personal Protective Equipment (PPE), User Safety Recommendations, and Environmental Hazards

DIRECTIONS FOR USE: See attached booklet.
**It is a violation of Federal law to use this product in a
manner inconsistent with its labeling.
Read the entire label before using this product.**

STORAGE AND DISPOSAL

Do not contaminate water, food or feed by storage or disposal.

STORAGE

Store unused SEVIN® brand XLR PLUS Carbaryl Insecticide in original container only, in cool, dry area out of reach of children and animals. Do not store in areas where temperatures frequently exceed 100°F.

If container is damaged, before cleaning up, put on Personal Protective Equipment.

PESTICIDE DISPOSAL

Open dumping is prohibited. Wastes resulting from the use of this product may be disposed of on site or at an approved waste disposal facility.

CONTAINER DISPOSAL

Non-refillable container. Do not reuse or refill this container. Triple rinse or pressure rinse container (or equivalent) promptly after emptying.

Containers small enough to shake (equal to or less than 5 gallons)
Triple rinse as follows: Empty the remaining contents into application equipment or a mix tank and drain for 10 seconds after the flow begins to drip. Fill the container ¼ full with water and recap. Shake for 10 seconds. Pour rinsate into application equipment or a mix tank or store rinsate for later use or disposal. Drain for 10 seconds after the flow begins to drip. Repeat this procedure two more times.

Pressure rinse as follows: Empty the remaining contents into application equipment or a mix tank and continue to drain for 10 seconds after the flow begins to drip. Hold container upside down over application equipment or mix tank or collect rinsate for later use or disposal. Insert pressure rinsing nozzle in the side of the container, and rinse at about 40 PSI for at least 30 seconds. Drain for 10 seconds after the flow begins to drip.

*For complete CONTAINER DISPOSAL instructions including
containers greater than 5 gallons, see attached booklet.*

WARNING: This product contains carbaryl, a chemical known to the State of California to cause cancer and reproductive harm in laboratory animals.

Bayer CropScience LP
P.O. Box 12014, 2 T.W. Alexander Drive
Research Triangle Park, North Carolina 27709
SEVIN is a registered trademark of Bayer.
©2011 Bayer CropScience



US04588710G 100506G 01/11

6.75"